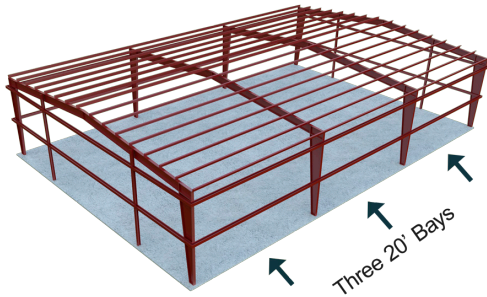




BASE BUILDING PACKAGE



40 x 60
1:12



Your local Capital Steel dealer will deliver the highest quality building system in accordance with our strict CSI brand quality guidelines.

CAPITAL STEEL

BUILDINGS


THE STRONGEST AND HIGHEST QUALITY BUILDING AVAILABLE

WHAT'S INCLUDED:

- ✓ Primary and Secondary Framing
- ✓ 1:12 Roof Pitch
- ✓ 26 Gauge Roof and Wall Sheeting
 - Baked on Kynar Finish
- ✓ Fasteners
- ✓ Sealants and Flashing
- ✓ Deluxe Trim Package
- ✓ Ridge Cap
- ✓ Engineered Stamped Drawings
- ✓ Your Choice of Wall and Trim Colors
 - Galvalume Roof Included
 - Adding Color to the Roof May Carry an Additional Charge
- ✓ 50 Year Structural Warranty
- ✓ 40 Year Paint Warranty
- ✓ 25 Year Galvalume Roof Warranty
- ✓ 20 Year Standing Seam Roof Warranty
- ✓ Engineered for Your Location



POPULAR COLORS



**CHOOSE YOUR OWN
ROOF, WALL AND TRIM
COLOR COMBINATION**
MORE COLORS AVAILABLE

Walls:
Crimson Red

Roof:
Galvalume

Trim:
Snow White

Polar White

Light Stone

Ash Gray

Saddle Tan

Hawaiian Blue

Charcoal Gray

Burnished Slate

Koko Brown

Fern Green

Classic Green

Crimson Red

Rustic Red

Gallery Blue

Royal Blue

Snow White

Medium Bronze

BASE BUILDING



BUSINESSES, CHURCHES AND ORGANIZATIONS:

In addition to churches and organizations of all sizes, America's largest companies like General Motors, Boeing and Dow Chemical start their business expansions with our base building package. Capital Steel building packages are economical, efficient, durable and completely customizable. Each building our local dealers deliver is designed individually according to intended use and to expand easily in the future; making our building system the right choice for growing operations and entrepreneurs alike

PRIVATE INDIVIDUALS:

Capital Steel buildings are engineered for reliability and guaranteed by the most extensive warranties in the industry. Simply put, our buildings are designed to last for generations, to withstand historic blizzards, seismic activity and to endure the strongest hurricanes on record. Whether you are building a modest workshop, aircraft hangar or garage for a car collection you expect to be in your family for decades, you can rest assured that our team delivered a building you can count on.



ALL I-BEAM CONSTRUCTION, 26 GAUGE SHEETING

- Building bolts together, no welding necessary
- Framed openings are cut at the factory, holes in primary and secondary framing are pre punched
- Your local CSI dealer can erect most buildings in weeks or less saving you time and money

+ CUSTOMIZATIONS



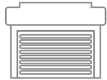
Insulation



Colored or Standing Seam Roof



Man Doors



Roll Up and Sectional Doors



Windows



Roof Pitch



Gutters and Downspouts

POPULAR COMPONENTS

CUSTOMIZE THE LOOK AND FUNCTIONALITY



You can personalize and easily transform your base building package into a fully customized metal building system with our extensive collection of high quality building components. Your local Capital Steel dealer will keep you on budget while guiding you through the selection of carefully thought out access points and bring attention to details like natural light, drainage, insulation and ventilation.

**ENGINEERED
FOR YOUR LOCAL
CODES & LOADS**

- Wind speeds
- Snow loads
- Seismic activity

**100%
AMERICAN
MADE**

WARRANTIES

50
YEAR
WARRANTY

40

YEAR
PAINT

25

YEAR
GALVALUME
ROOF

20

YEAR
STANDING
SEAM ROOF

50

YEAR
STRUCTURAL

There are no regions in North America free from natural disasters, significant storms or acts of God. The Southeastern United States is home to more billion dollar weather disasters than any other region and the remainder of the USA finds itself commonly dealing with high winds, snow or seismic activity.

We understand that your Capital Steel building is a meaningful investment and for many, the largest purchase in a lifetime. We will never cut corners, compromise our brand image or most importantly deliver a building that we cannot stand behind and endorse. Our warranties didn't set the bar, they are the bar.